

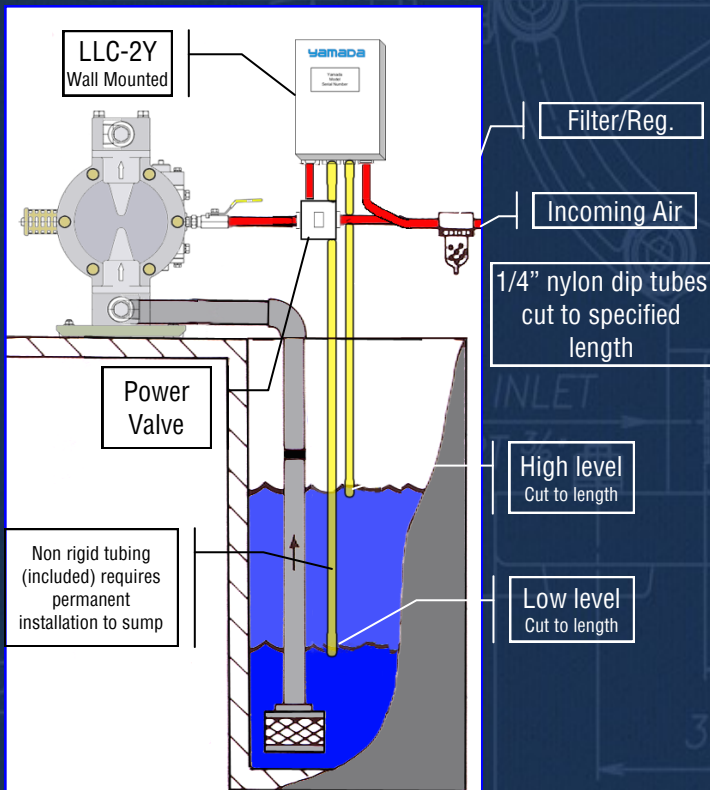
## LLC-2Y Liquid Level Controller



LLC-2Y pictured with standard power valve (p/n: VGA342-04NA)

The Yamada LLC-2Y Liquid Level Controller is a totally pneumatic system designed to automatically start and stop Yamada Air-Operated Double Diaphragm Pumps when the liquid level within a tank, sump, etc. reaches predetermined levels.

An extremely versatile controller, the LLC-2Y can be used in both single and dual pump applications with any size or model Yamada Pump. Used in a single pump configuration, it automatically controls either the filling or emptying of a tank or other vessel. When connecting to two separate pumps, it will control both the filling and emptying of the tank. This dual pump capability is particularly useful for waste water storage, contaminated water clean-up and other applications where liquids are regularly transferred into and out of a single vessel.



For a detailed diagram of connection, please see back page

### Key Advantages:

- **Totally Pneumatic Operation:** Compressed air to operate the pump is all that is required.
- **Broad Control Capabilities:** The LLC-2Y can be utilized with any Yamada Pump to control and maintain a liquid level anywhere from a few inches to dozens of feet within a tank, sump, etc.
- **Wide Range of Applications:** Connected to a single pump, it is ideal for either filling or emptying a tank or vessel. Connected to two pumps, it can be utilized to control both the filling and emptying.

# The Proof's in the Pump

CALL TOLL FREE 800.990.7867

Yamada America, Inc  
955 East Algonquin Rd  
Arlington Heights, IL 60005  
Phone: 847.631.9200  
Fax: 847.631.9273  
www.yamadapump.com  
sales@yamadapump.com

The LLC-2Y consists of a sophisticated air logic control valve housed in an impact resistant fiberglass reinforced plastic enclosure. As the liquid level within the tank rises or falls, the subtle changes in pressure are transmitted through high and low level dip tubes to the air logic control valve. When the liquid level reaches a predetermined level (tubing is cut in the field to the preferred HIGH and LOW level points), the power valve supplying air pressure to the pump is

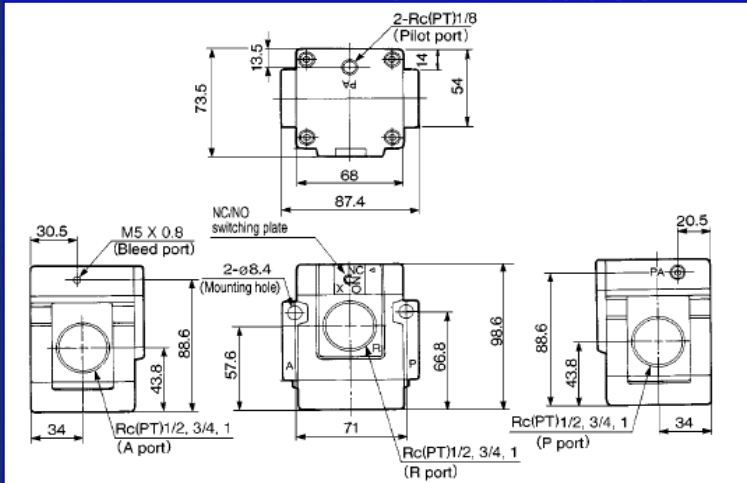
turned ON or OFF as required.

The LLC-2Y can be utilized to control and maintain liquid levels in virtually any un-pressurized vessel. Its liquid level control span ranges from a few inches to dozens of feet. For added convenience, it may be mounted up to 20 feet away from the pump.\*

\* NOTE: The greater the distance from the liquid, the longer the reaction time for the pump to activate.

### Power Valve – VGA342-04NA

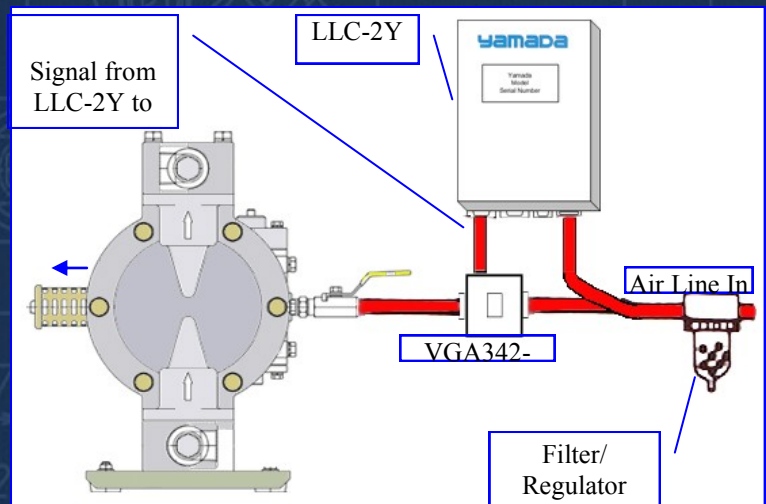
The VGA342-04NA Power valve is used in conjunction with the LLC-2Y. This 3-way solenoid valve enables the pump to receive an increased volume of air to drive the pump towards it's desired capacity.



Specifications	
Operating style	Air operated style
Actuation style	NC/NO (Changeable)
Return style	Air + Spring
Fluid	Air
Operating pressure range	0.2 to 0.9MPa
Pilot pressure	Same as operating pressure
Ambient and fluid temperature	Max 50°C
Lubrication	Not required (Use turbine oil class 1 ISOVG32 if lubricating)
Impact/Vibration resistance	150/50 m/s <sup>2</sup>

### Installation

1. Air supply IN (both LLC-2y & power valve)
2. Control air supply OUT (to power valve)
3. Air supply from power valve to pump
4. High level dip tube (mount 2" to 3" below pre-determined level)
1. Low level dip tube (mount 2" to 3" below pre-determined level)



Liquid Level	Single Pump Configuration		Dual Pump Configuration
	Emptying	Filling	
Below both high and low dip tubes	Pump Off	Pump On	Filling pump on, emptying pump off
Below High dip tube, above low dip tube	Pump Off	Pump On	Filling pump on, emptying pump off
Above both high and low dip tubes	Pump On	Pump Off	Filling pump off, emptying pump on
Below high dip tube, above low dip tube	Pump On	Pump Off	Filling pump off, emptying pump on
Below both high and low dip tubes	Pump Off	Pump On	Filling pump on, emptying pump off

Dimensions	8.5 x 7.0 x 4.5 inches (LxWxD)
High/Low Dip Tubes:	two 1/4" nylon tubes, cut to length (20' supplied)
Air Supply Connections	3/8 inch

Your local distributor:

REV DATE DESCRIPTION

THE DWG.OF: